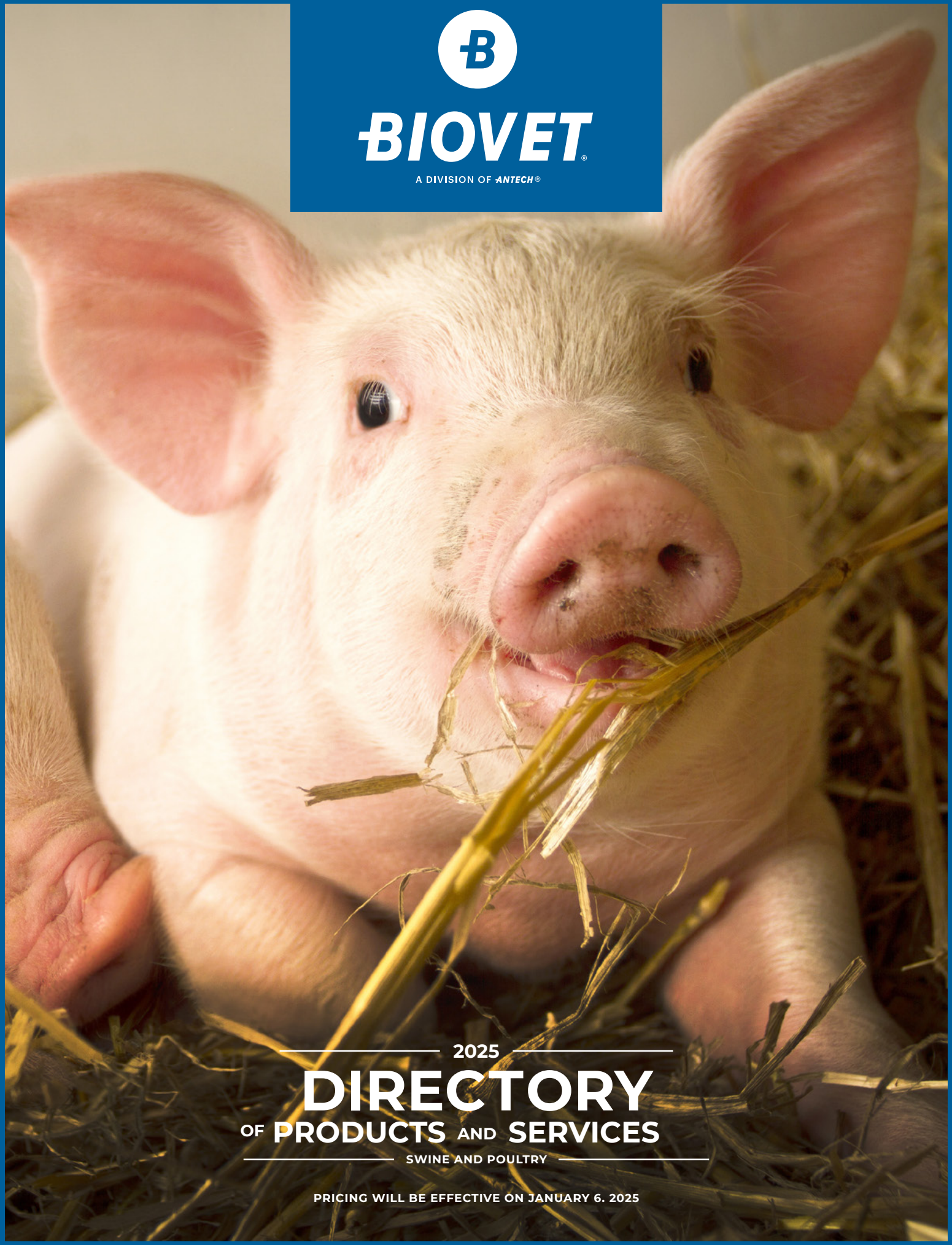




BIOVET

A DIVISION OF ANTECH®



2025

DIRECTORY
OF PRODUCTS AND SERVICES

SWINE AND POULTRY

PRICING WILL BE EFFECTIVE ON JANUARY 6, 2025

To reach us

Biovet has 2 laboratories in Quebec

Saint-Hyacinthe and Quebec City

We have the largest customized pickup network providing the transport of samples in Quebec, even in rural areas.

Ask for a pick up or contact Customer Service

Phone: 450 771-7291 or 1-888-824-6838

Email: sac@biovet-inc.com

Fax: 450 771-4158

Address: 4375, av. Beaudry, Saint-Hyacinthe QC J2S 8W2 (Head office) | 945, av. Newton, Local 126-127, Québec QC G1P 4M3

Opening Hours

	Saint-Hyacinthe	Quebec City
Lundi au vendredi :	8:00 AM to 9:00 PM	12:30 PM to 21:00 PM
Samedi :	8:30 AM to 2:00 PM	CLOSED
Dimanche :	CLOSED	CLOSED

About Biovet

Biovet offers a full range of veterinary diagnostic services including hematology, biochemistry, microbiology, serology, molecular biology, endocrinology, coagulation and cytology. The analyses are performed on site by qualified technical personnel under the supervision of microbiologists and clinical pathologists certified by the American College of Veterinary Pathologists.

Our primary goal is to provide reliable analysis results in the shortest possible time. To this end, Biovet has set up an efficient and personalized sample collection system that makes it possible to reach a large number of veterinary clinics in Quebec. Your samples are analyzed upon receipt, and the results are transmitted to you by the method of your choice through the implementation of a computerized analysis management system. The Biovet laboratory also runs several internal and external quality controls, which ensure the accuracy of the results.

Biovet is proud to provide you with online access to your results. With Bionet, you can have fast, free and real-time access to your result reports, anytime, anywhere with an internet connection. For more information on the Bionet service, you can contact us at bionet@biovet-inc.com or call us at 1-888-824-6838. You can also visit us online at: www.biovet.ca/bionet.

Animal health is important to us, which is why Biovet specialists (clinical pathologists and microbiologists) are available to answer your questions. Whether it's determining the best test to diagnose a given condition or interpreting the results, our team is here to assist you.

This User's Guide contains information that is useful when dealing with Biovet. We are proud to be associated with your practice and we work continually on improving our services so that we may always better meet your needs.

The Team at Biovet

Table of contents

2	To Reach Us	13	Seneca Valley Virus (SVA)
2	About Biovet	13	Serology – Multiplex
5	Legend	13	Serotyping And Genotyping
6	Sampling material	14	TGEV - PRCV - PEDV - PoDCV
8	Swine - Tests offered	14	Miscellaneous Viruses
8	Actinobacillus pleuropneumoniae	14	Other Bacteria
9	E. Coli	15	Other Services. Fees
9	Glaesserella (Haemophilus) parasuis	16	Poultry - Tests offered
9	Histopathology	16	Microbiology (Poultry)
9	Influenza	16	Parasitology (Poultry)
10	Lawsonia	17	PCR (Poultry)
10	Microbiology (Swine)	17	Serology (Poultry)
11	Mycoplasmas	17	Other Services. Fees (Poultry)
11	Parasitology	18	Appendix A – Guidelines for storing and shipping samples to the laboratory
11	PCV2 - PCV3	19	Appendix B – Aerobic or anaerobic culture: how to choose?
11	PRRSV	20	Appendix C – List of antibiotics (sensitivity)
12	qPCR Profiles	21	Appendix - Protocol for the Handling and Sending of Large Masses
12	Rotavirus		
13	Salmonella		

Antech

Smarter Diagnostics. Better Care.™

Biovet is becoming ANTECH™


We're pleased to share that Biovet will become ANTECH™ in 2025, meaning you'll soon have access to a wider portfolio that includes North America's largest reference laboratory network, best-in-class in-house diagnostics from Heska, the industry's most trusted imaging equipment from Sound™, and breakthrough telemedicine from AIS™.

Helping you navigate all of these new and exciting options will be the same Quebec team you've come to know and trust. They will continue providing you with unparalleled support via the same contact points you've always used.

Legend

Samples

See the sampling materials section below for the abbreviations of the various tubes and others


 Variety of samples that will be detailed in the test description.

Turnaround Time (TAT)

 Result on the day of receipt

D Day

Abbreviations

 For analyzes done externally, it is best to contact us prior to submitting the sample to ensure availability of the test. Transport fee are excluded.

Ab Antibody

ELISA Enzyme-linked immunosorbent assay

HI Haemagglutination inhibition

MFIA Multiplexed Fluorometric Immunoassay

★ New

PCR Polymerase Chain Reaction






qPCR Quantitative Polymerase Chain Reaction

TAT TURNAROUND TIME

U.R. Price upon request





Sampling Material

Order at www.biovet.ca/online

CODE	PKG	DESCRIPTION – TYPE OF SAMPLE
▲		IMPORTANT: see Appendix A - Guidelines for storing and shipping samples to the laboratory.
TRD-328	10	 <p>Shipping bags for samples Description: Ziploc™ Shipping bags for samples. with pocket for request form Usage: IMPORTANT. USE ONLY ONE BAG OF SAMPLES PER REQUEST FORM You need shipping bags? Ask our delivery man.</p>
TRD-319	1	<p>Shipping Unit Description: 40-tube box for sampling</p>
TRD-338	20	<p>Polyfoam box Description: Polyfoam box for 2 or 4 sampling tubes</p>
TRD-344	1	 <p>Sterile container. 60 ml. twist cap Description: sterile plastic container Usage: Aerobic or anaerobic culture. Comment: store samples between 4°C and 8°C.</p>
TRD-325	1	 <p>Swab with AMIES transport medium Description: Swab and tube with Amies transport medium with or without charcoal. Usage: Aerobic or anaerobic culture Comment: Keep the swab between 2 and 8 °C. Punch biopsy biopsies can be submitted on a swab in contact with the transport environment for a culture. Punch biopsies can be send on a swab in contact with the transport medium for culture. or in a red-top tube with a few drops of physiological water.</p>
TRD-354	1	 <p>Sterile polyester swab (PCR) Description: sterile polyester swab used ONLY for PCR analysis. Usage: PCR analyses (respiratory diseases) Procedure: once the sample has been taken. place the swab(s) in a sterile preservative-free tube (TRD-310). Comment: not suitable for aerobic or anaerobic culture EXCEPT if you add a few drops of physiological water to the tube. Store samples between 4°C and 8°C.</p>
TRD-314	10	 <p>Slide holder Description: cytology slide holder. Comment: Please do NOT write anything on the blade holders. put your information on the label.</p>
TRD-324	1	Container pre-filled with formalin (40 mL)
TRD-323	1	Container pre-filled with formalin (60 mL)
TRD-321	1	Container pre-filled with formalin (90 mL)
TRD-322	1	Container pre-filled with formalin (120 mL)

Sampling Material

Order at www.biovet.ca/online

CODE	PKG	DESCRIPTION – TYPE OF SAMPLE
TRD-360		 <p>Container pre-filled with formalin (480 mL)</p> <p>Description: The amount of formaldehyde in the specimen container is about half the volume of the container.</p> <p>Procedure: The volume of formaldehyde should be 10 times that of the tissue. See Appendix - Protocol for the Handling and Sending of Large Masses.</p> <p>Comment: contains 10% neutral buffered formalin.</p>
TRD-351	100	 <p>Green tube (1.3 mL)</p> <p>Description: sampling tube with green cap containing heparin.</p> <p>– (PG) Heparinized plasma</p> <p>Procedure: Whole blood collected in a heparinized tube. stirred at least 10-20 times immediately after collection. Centrifuge and place plasma in glass or plastic tube. labelled “Heparinized Plasma”).</p>
TRD-352	100	Lavander tube (1.3 mL)
TRD-302	100	Lavander tube (3 mL)
TRD-303	100	Lavander tube (10 mL)
		<p>Description : collection tube with lavender cap containing EDTA.</p> <p>– (L) EDTA Whole blood</p> <p>Procedure: Whole blood collected in a tube containing an anticoagulant (EDTA-K2 or EDTA-K3). stirred at least 10-20 times immediately after collection. EDTA is bactericidal (so no blood culture or microbiological test can be added). Be careful to use the correct tube format. as there must be blood at least up to the label. If the anticoagulant/anticoagulant ratio is too high. the lab will note: Volume suboptimal; anticoagulant/blood ratio too high.</p> <p>– Other usages: For cytology of body fluids including thoracic. abdominal. synovial fluids. cystic or cavity fluids (except for urine cytology which must be submitted in a red cap tube or sterile Container).</p> <p>Comment: store samples between 4°C and 8°C.</p>
TRD-300	100	Red top tube (3 mL)
TRD-310	100	 <p>Red top tube (8 mL)</p> <p>Description: anticoagulant-free or additive-free sampling tube.</p> <p>– (S) Serum :</p> <p>Procedure: centrifuge it and send us the supernatant or wait and once the blood has coagulated. remove the supernatant from the clot.</p> <p>Comment: store samples between 4°C and 8°C.</p>
TRD-355	10	 <p>PBS tube (15 mL)</p> <p>Description: tube with phosphate-buffered saline.</p> <p>Price available on request</p>



Sampling Material

Order at www.biovvet.ca/online

CODE	PKG	DESCRIPTION – TYPE OF SAMPLE
TRD-374	1	<p>Water sampling kit for Total C.. E. coli. entero. Profile</p> <p>Description: bottles for water analysis</p> <p>Comment: use the water analysis request form included in the kit or available on our website in the livestock animal section.</p>
TRD-375	1	<p>Water sampling kit for Total C.. E. coli. entero. AAHB Profile</p> <p>Description: bottles for water analysis</p> <p>Comment: use the water analysis request form included in the kit or available on our website in the livestock animal section.</p>
TRD-376	1	<p>Water sampling kit for Physico-chemical profile 3 - Complete analysis</p> <p>Description: bottles for water analysis</p> <p>Comment: use the water analysis request form included in the kit or available on our website in the livestock animal section.</p>
TRD-377	1	<p>Water sampling kit for Physico-chemical profile 4 – animal watering</p> <p>Description: bottles for water analysis</p> <p>Comment: use the water analysis request form included in the kit or available on our website in the livestock animal section.</p>




Swine - Tests Offered

ACTINOBACILLUS PLEUROPNEUMONIAE				
CODE	TEST NAME - DESCRIPTION	SAMPLE	TAT	PRICE
DPOR-70013	<p>APP 1-9-11 ab ELISA (GREMIP) *</p> <p>This test is done externally.</p>	0.5 mL Serum (S)	2-5 D	\$15.70
DPOR-70030	<p>APP 2 ab ELISA (GREMIP) *</p> <p>This test is done externally.</p>	0.5 mL Serum (S)	2-5 D	\$15.70
DPOR-70015	<p>APP 2-3-7 ab ELISA (GREMIP) *</p> <p>This test is done externally.</p>	0.5 mL Serum (S)	2-5 D	\$28.40
DPOR-70027	<p>APP 3-6-8-15 ab ELISA (GREMIP) *</p> <p>This test is done externally.</p>	0.5 mL Serum (S)	2-5 D	\$15.70
DPOR-70020	<p>APP 4-7 ab ELISA (GREMIP) *</p> <p>This test is done externally.</p>	0.5 mL Serum (S)	2-5 D	\$15.70
DPOR-70014	<p>APP 5 ab ELISA (GREMIP) *</p> <p>This test is done externally.</p>	0.5 mL Serum (S)	2-5 D	\$15.70
DPOR-70025	<p>APP 10 ab ELISA (GREMIP) *</p> <p>This test is done externally.</p>	0.5 mL Serum (S)	2-5 D	\$15.70


ACTINOBACILLUS PLEUROPNEUMONIAE				
CODE	TEST NAME - DESCRIPTION	SAMPLE	TAT	PRICE
DPOR-70026	APP 12 ab ELISA (GREMIP)  * This test is done externally.	0.5 mL Serum (R)	2-5 D	\$15.70
DPOR-70031	Multi APP ab ELISA (GREMIP)  * This test is done externally.	0.5 mL Serum (S)	2-5 D	\$23.25
App Serotyping. see Serotyping. Genotyping section				
* Shipping fees included for those tests				

E. COLI				
CODE	TEST NAME - DESCRIPTION	SAMPLE	TAT	PRICE
DPOR-20013	E. coli F4. F5. F6. STa. STb. LT (neonatal) qPCR Pool of 5 max. This test is for the neonatal period and a culture will be done previously.	Feces, intestinal contents	2-5 D	\$150.35
DPOR-20014	E. coli F4. F18. STa. STb. LT. STx2e (Post-weaning) qPCR Pool of 5 max. This test is for the neonatal period and a culture will be done previously.	Feces, intestinal contents	2-5 D	\$150.35

GLAESSERELLA (HAEMOPHILUS) PARASUIS				
CODE	TEST NAME - DESCRIPTION	SAMPLE	TAT	PRICE
DPOR-40022	Glaesserella (H.) parasuis - Ab - ELISA	0.5 mL Serum (S)	2-3 D	\$13.80
DPOR-40055	Glaesserella (H.) parasuis qPCR Also available in profile. see qPCR PROFILES section	Tissue, swab	1-2 D	\$33.55

HISTOPATHOLOGY				
CODE	TEST NAME - DESCRIPTION	SAMPLE	TAT	PRICE
DPOR-70040	Histopathology (1 tissue)  Place the sample in 10% formalin. The formalin volume should be at least 10 times that of the tissue. Use containers with a wide mouth. Hollow organs (e.g., intestines) should be open lengthwise before being placed in formalin to ensure good fixation of the mucosa.		8 D	\$88.70
DPOR-70034	Additional tissue (histopathology)			\$21.65
DPOR-70046	Immunohistochemistry PCV 2  CA This test is done externally.	Tissue	1 W	U.R.


INFLUENZA				
CODE	TEST NAME - DESCRIPTION	SAMPLE	TAT	PRICE
DPOR-40020	Influenza H1 Ab - ELISA blocking	1.0 mL Serum (S)	2-3 D	\$13.25
DPOR-20004	Influenza H1 & H3N2 Ab - ELISA	1.0 mL Serum (S)	2-3 D	\$21.35
DPOR-40021	Influenza H3N2 Ab - ELISA	0.5 mL Serum (S)	2-3 D	\$13.80
DPOR-40125	Influenza type A Ab - ELISA	1.0 mL Serum (S)	2-3 D	\$13.25
DPOR-40138	Influenza Type A qPCR Also available in profile. see qPCR PROFILES section	Lung, nasal swab, oral fluids	1-2 D	\$42.75

INFLUENZA				
CODE	TEST NAME - DESCRIPTION	SAMPLE	TAT	PRICE
DPOR-40211	Influenza typing H1. H3 qPCR After positive Influenza Type A qPCR test.		1-2 D	\$80.00
DPOR-70102	Influenza HA Sequencing-Genotyping  After positive PCR. This test is done externally.		10 D	\$194.70
DPOR-40136	Porcine Parainfluenza Virus-1 (PPIV-1) qPCR	Nasal swab, lung, trachea, oral fluids	2-3 D	\$41.40

LAWSONIA				
CODE	TEST NAME - DESCRIPTION	SAMPLE	TAT	PRICE
DPOR-40123	Lawsonia intracellularis Ab – ELISA	1.0 mL Serum (S) or Heparinized Plasma (PG)	2-3 D	\$15.10
DPOR-40149	Lawsonia intracellularis – qPCR Also available in profile. see qPCR profiles section	Feces, intestines	2-3 D	\$74.30





MICROBIOLOGY				
CODE	TEST NAME - DESCRIPTION	SAMPLE	TAT	PRICE
DPOR-40002	Aerobic culture Refrigerate. sterile container or swab with solid transport medium. Refer to Appendix C. if you are hesitating between aerobic or anaerobic culture.	Tissue, swab, 500 µL urine, liquid, other	2-5 D	\$64.45
DPOR-40003	Anaerobic culture sterile container as small as possible for the sample so that there is as little air as possible in the container. or swab with solid transport medium. DO NOT refrigerate; It is preferable that the sample be sent to the lab the same day. Anaerobic organisms are sensitive to cold. should be stored at room temperature and not in the fridge. Refer to Appendix B. if you are hesitating between aerobic or anaerobic culture.	Tissue, swab, 500 µL urine, liquid, other	2-5 D	\$96.50
DPOR-40001	Antimicrobial susceptibility * Culture must have been done previously. See Appendix C: antibiotic profile (sensitivity). * Kirby-Bauer method.	Isolate	2 D	\$27.90
DPOR-40120	Clostridium perfringens (culture)	Intestinal contents	2-3 D	\$89.40
DPOR-40006	Clostridium perfringens (profil des toxines) Clostridium perfringens culture must have been done previously.	Isolate	2-3 D	\$89.40
DPOR-20009	Fecal culture + ATB Includes aerobic culture. Campylobacter jejuni/coli/lari. Clostridium perfringens. Salmonella spp. and Shigella.	10 g de selles	3-10 D	\$114.00
DPOR-40004	Salmonella spp. (culture)	Tissue, feces	2-4 D	\$66.10
DPOR-40141	Salmonella (culture) after positive PCR Required for antibiotic susceptibility testing or serotyping			\$54.60

MYCOPLASMAS				
CODE	TEST NAME - DESCRIPTION	SAMPLE	TAT	PRICE
DPOR-40182	M. hyopneumoniae MFIA	0.5 mL Serum (S)	1-2 D	\$12.30
DPOR-40180	M. hyopneumoniae. SRRP Type 1 & 2 MFIA	0.5 mL Serum (S)	1-2 D	\$23.35
DPOR-40034	M. hyopneumoniae Ac ELISA (Idexx)	0.5 mL Serum (S)	1-2 D	\$13.55
DPOR-40107	M. hyopneumoniae Ab ELISA – Titration		2-3 D	\$20.55
DPOR-40154	M. hyopneumoniae qPCR Also available in profile. see qPCR profiles section	Nasal or tracheal swabs, lung, oral fluids	2-3 D	\$31.95
DPOR-40051	M. hyopneumoniae & M. hyorhinis qPCR Also available in profile. see qPCR profiles section	Nasal or tracheal swabs, lung, oral fluids	2-3 D	\$42.75
DPOR-40129	M. hyosynoviae qPCR	Joint swab, oral fluids	1-2 D	\$31.95
DPOR-70099	M. hyopneumoniae P146 sequencing	Respiratory swabs, oral fluids		U.R.

PARASITOLOGY				
CODE	TEST NAME - DESCRIPTION	SAMPLE	TAT	PRICE
DPOR-70002	Parasitology  QC (zinc sulfate or Wisconsin). This depends on the age of the animals. the consistency of the faeces and other criteria. This test is done externally.	30 g Feces	2-5 D	\$47.20

PCV2 - PCV3				
CODE	TEST NAME - DESCRIPTION	SAMPLE	TAT	PRICE
DPOR-40037	PCV2 Ab IgG ELISA	0.5 mL Serum (S)	2-3 j	\$13.80
DPOR-40161	PCV2 (2a/2b/2d/2e) & PCV3 qPCR	1.0 mL Serum (S) , tissue	1-2 j	\$43.25

PEDV & PoDCV. see TGEV-PRCV- PEDV- PoDCV

PRRSV				
CODE	TEST NAME - DESCRIPTION	SAMPLE	TAT	PRICE
DPOR-40097	PRRSV Ab ELISA X 3	0.5 mL Serum (S)	1-2 D	\$12.60
DPOR-40108	PRRSV Ab ELISA X 3	0.5 mL oral fluids	1-2 D	\$16.50
DPOR-40198	PRRSV Type 1 & 2 Ab MFIA †	0.5 mL Serum (S)	1-2 D	\$11.80
DPOR-40180	PRRSV Type 1 & 2. M. hyopneumoniae MFIA †	0.5 mL Serum (S)	1-2 D	\$23.35
DPOR-40164	PRRSV type 1 & 2 qPCR †  Serum (R) . lung. serum. oral fluids. processing fluids			\$50.70
DPOR-40150	PRRSV MLV-ATP-Fostera qPCR  lung. serum. oral fluids			\$82.45
DPOR-40047	PRRSV - Sequencing - Genotyping (basic) * Result in up to 14 days.		14 D*	\$138.40
DPOR-40045	PRRSV - Sequencing - Genotyping (regular)			\$194.70

† Type 1 (EU) and Type 2 (NA)

qPCR PROFILES				
CODE	TEST NAME - DESCRIPTION	SAMPLE	TAT	PRICE
DPOR-20019	Diarrhea in finisher pigs Profile qPCR Includes Salmonella spp. Lawsonia intracellularis. Brachyspira hyodysenteriae and Brachyspira hampsonii. * Except for salmonella spp.: results available 3 to 5 days after receipt.	Feces	2-3 D	\$76.25
DPOR-20016	E. coli F4. F18. Lawsonia. Salmonella qPCR	5 g intestinal contents, fecal samples	2-3 D	\$78.40
DPOR-20011	Influenza A. M. hyopneumoniae. M. hyorhinis. G. parasuis qPCR	Nasal or tracheal swab, lung	1-2 D	\$100.05
DPOR-40133	M. hyosynoviae. M. hyorhinis. G. parasuis qPCR	Joint swab	1-2 D	\$54.60
DPOR-40139	PRRSV Type 1 & 2. Influenza A. M. hyopneumoniae qPCR	Lung, oral fluids	1-2 D	\$90.30
DPOR-20020	PRRSV. Influenza A. M. hyopneumoniae. M. hyorhinis. H. parasuis qPCR	Nasal or tracheal swab, lung	1-2 D	\$197.40
DPOR-20015	Rotavirus A & C. E. coli F4. F5. F6 qPCR	5 g intestinal contents, fecal samples	2-3 D	\$95.75
DPOR-20024	Rotavirus A. B. C. Sapovirus qPCR	5 g intestinal contents, fecal samples	1-3 D	\$86.65
DPOR-20021	Salmonella Typhimurium & ETEC post-weaning qPCR	5 g intestinal contents, fecal samples	3-4 D	\$191.45
DPOR-20022	“Suis-cides” and swine erysipelas qPCR ☐ vary depending on conditions: • Septicemia (S. suis, A. suis, E. rhusiopathiae): filter organs such as the liver. kidney. spleen; • E. rhusiopathiae (swine erysipelas): can also be skin biopsies; • Pneumonia (A. suis): the lung; • Meningitis (S. suis, G. suis): meningeal swabs; • Polyserositis (S. suis, G. suis): swabs and fluids from serous cavities.	☐	1-2 D	\$55.10





ROTAVIRUS				
CODE	TEST NAME - DESCRIPTION	SAMPLE	TAT	PRICE
DPOR-40159	Rotavirus A-C qPCR Also available in profile. see qPCR PROFILES section	5 g Feces	2-3 D	\$43.25
DPOR-40155	Rotavirus A-B-C qPCR	5 g Feces	2-3 D	\$72.50
DPOR-40207	Rotavirus A Sequencing (porcine)	Feces, colon content or colon	10 D	\$167.65
DPOR-40208	Rotavirus C Sequencing (porcine)	Feces, colon content or colon	10 D	\$167.65

SALMONELLA				
CODE	TEST NAME - DESCRIPTION	SAMPLE	TAT	PRICE
DPOR-40185	Salmonella – Ab ELISA	1.0 mL Serum (S)	1-3 D	\$13.00
	Salmonella (culture) see microbiology section			
DPOR-40110	Salmonella spp. qPCR Also available in profile. see qPCR PROFILES section	Tissues, 10 g Feces	2-3 D	\$43.25
DPOR-40140	Salmonella spp. + S. Typhimurium qPCR	Tissue, 10 g Feces	2-3 D	\$44.35
DPOR-40109	Salmonella serotyping (100 serotypes) Salmonella spp. culture must have been done previously.	Isolate	5-10 D	\$40.25

SENECA VALLEY VIRUS (SVA)				
CODE	TEST NAME - DESCRIPTION	SAMPLE	TAT	PRICE
DPOR-40156	Seneca Valley Virus (SVA) ELISA	0.5 mL Serum (S)	2-3 D	\$14.60
DPOR-40126	Seneca Valley Virus (SVA) qPCR	Oral fluids, wipes	1-2 D	\$45.95

SEROLOGY - MULTIPLEX				
CODE	TEST NAME - DESCRIPTION	SAMPLE	TAT	PRICE
DPOR-40198	PRRSV Type 1 & 2 Ab MFIA †	0.5 mL Serum (S)	1-2 D	\$11.80
DPOR-40180	PRRSV Type 1 & 2, M. hyopneumoniae MFIA †	0.5 mL Serum (S)	1-2 D	\$23.35
DPOR-40121	PRRSV - PCV2 - SIV MFIA	0.5 mL Serum (S)	1-2 D	\$16.05
DPOR-40178	PRRSV - PCV2 - SIV, M. hyopneumoniae MFIA	0.5 mL Serum (S)	1-2 D	\$24.35

† Type 1 (EU) and Type 2 (NA)

SEROTYPING AND GENOTYPING				
CODE	TEST NAME - DESCRIPTION	SAMPLE	TAT	PRICE
DPOR-70010	APP Genotyping  QC Culture must have been done previously. This test is done externally.	Isolate	2-3 D	\$101.45
DPOR-70023	G. parasuis Serotyping (15 serotypes)  QC Culture must have been done previously. This test is done externally.	Isolate	5-10 D	\$77.00
DPOR-70008	G. parasuis Genotyping  QC Culture must have been done previously. This test is done externally.	Isolate	1-2 D	\$96.00
DPOR-70008	S. suis Serotyping (35 serotypes)  QC Culture must have been done previously. This test is done externally.	Isolate	5-10 D	\$96.00

TGEV-PRCV- PEDV- PODCV				
CODE	TEST NAME - DESCRIPTION	SAMPLE	TAT	PRICE
DPOR-40116	PEDV - Ab ELISA	0.5 mL Serum (S)	1-2 D	\$13.50
DPOR-40152	TGEV - PEDV qPCR ■ Feces, intestinal contents, swiffers, oral fluids	■	1-2 D	\$40.05
DPOR-40018	TGEV - PRCV Ab ELISA	0.5 mL Serum (S)	1-2 D	\$14.00
DPOR-20006	TGEV - PEDV - PoDCV qPCR ■ Feces, intestinal contents, swiffers. oral fluids	■	12-24 h	\$42.15

MISCELLANEOUS VIRUSES				
CODE	TEST NAME - DESCRIPTION	SAMPLE	TAT	PRICE
DPOR-70067	Parvovirus Ab – HI 🇺🇸 This test is done externally.	1.0 mL Serum (S)	1 W	\$25.60
DPOR-40165	Porcine Sapelovirus (PSV) qPCR	Fecal samples, nervous tissue	1-2 D	\$54.60

OTHER BACTERIA				
CODE	TEST NAME - DESCRIPTION	SAMPLE	TAT	PRICE
DPOR-40196	Brachyspira hampsonii	Feces	3 D	\$48.70
DPOR-40197	Brachyspira hyodysenteriae	Feces	3 D	\$48.70
DPOR-40183	Brachyspira hyodysenteriae & B. hampsonii qPCR	Feces	3 D	\$49.90
DPOR-40199	Brachyspira hyodysenteriae & B. pilosicoli qPCR	Feces	3 D	\$49.90
DPOR-40200	Brachyspira pilosicoli qPCR	Feces	1-2 D	\$48.70
	Clostridium perfringens (culture and toxin profile) see microbiology section			
DPOR-20018	Clostridium multiplex qPCR : C. chauvoei. C. septicum. C. novyi & C. sordellii ■ Pieces of affected tissues (minimum 5 cm x 5 cm x 5 cm. wrapped in absorbent paper towels and placed in a tightly closed container). Swab cultures of affected tissues (swabs without transport medium or with 0.5 mL sterile saline to preserve moisture). Refrigerate.	■	1-2 D	\$68.95
DPOR-70108	Erysipelothrix rhusiopathiae MFIA ac 🇺🇸 This test is done externally.	1.0 mL Serum (S)	2-3 D	\$35.60
DPOR-40191	Erysipelothrix rhusiopathiae qPCR ■ liver. kidney. spleen. skin biopsy	■	1-2 D	\$49.30
DPOR-70018	Leptospira (6 serovars) Ab – MAT 🇺🇸 QC	1.0 mL Serum (S)	5-10 D	\$45.75
DPOR-40205	Leptospira spp. qPCR	Kidney, 2.0 mL urine, EDTA whole blood (L)	1-2 D	\$45.45
DPOR-40005	Pasteurella multocida ToxA (PMT) qPCR	Nasal swab	1-2 D	\$35.60
DPOR-40162	Serratia qPCR ■ fresh or extended semen. environmental samples	■	1-2 D	\$62.90

OTHER SERVICES AND FEES

CODE	TEST NAME - DESCRIPTION	PRICE
DPOR-40118	Pooling fees (min. 5 samples)	\$1.80
95454002	Emergency fees (RUSH)	\$23.75
95454003	Cancellation fees	\$23.75
95254001	Intermediate fees	\$38.05
	Cooler upon request	Variable
TRA-0042	QC: Shipping fees in Québec	20.00 \$
TRA-0006	CA: Shipping fees in Canada	40.00 \$
TRA-0003	US: Shipping fees in USA	70.00 \$

Prices are subject to change without notice.

Poultry



Poultry - Tests Offered









MICROBIOLOGY (POULTRY)

CODE	TEST NAME - DESCRIPTION	SAMPLE	TAT	PRICE
DVOL-40003	Aerobic culture ☑ Tissue. swab. liquid. environmental sample Refrigerate. sterile container or swab with transport medium (not dry swab).	☑	2-5 D	\$64.45
DVOL-40004	Salmonella spp. (culture)	Tissue, swab, feces, etc.	4-7 D	\$89.70
DVOL-40045	Salmonella spp. (hatchery) Use CFIA mandatory form available on our website (Hatchery Sampling Report)	Fluff, sponge, swab, shoe-cover	4-7 D	\$53.95

PARASITOLOGY (POULTRY)

CODE	TEST NAME - DESCRIPTION	SAMPLE	TAT	PRICE
DVOL-70004	Parasitology(Wisconsin) 📄 QC This test is done externally.	30 g Feces	2-5 D	\$47.20

PCR (POULTRY)				
CODE	TEST NAME - DESCRIPTION	SAMPLE	TAT	PRICE
DVOL-40056	Avian Astrovirus (CAstV) qPCR	Feces, environmental sample	2-3 D	\$65.35
DVOL-20009	Mycoplasma synoviae & M. gallisepticum qPCR (MS-MG)	Tissue, environmental sample	2-3 D	\$67.10
DVOL-40015	Salmonella spp qPCR	Feces, environmental sample	5-10 D	\$52.10
DVOL-40019	Salmonella serotyping (100 serotypes) Culture must have been done previously.	Isolate	5-10 D	\$40.25
DVOL-40016	Salmonella Typhimurium qPCR	Feces, environmental sample	4-7 D	\$51.30

SEROLOGY (POULTRY)				
CODE	TEST NAME - DESCRIPTION	SAMPLE	TAT	PRICE
DVOL-70009	AEV (encephalomyelitis Virus) ELISA  QC This test is done externally.	1.0 mL Serum (S)	10 D	\$21.65
DVOL-70007	CAV (Infectious Anemia Virus) ELISA  QC This test is done externally.	1.0 mL Serum (S)	10 D	\$21.65
DVOL-70029	IBD (Infectious bronchitis Virus) ELISA  QC This test is done externally.	0.5 mL Serum (S)	2-5 D	\$21.65
DVOL-70028	IBDV ELISA  QC (Infectious Bursal Disease Virus) This test is done externally.	0.5 mL Serum (S)	2-5 D	\$21.65
DVOL-70011	MS (Mycoplasma synoviae) ELISA  QC This test is done externally.	0.5 mL Serum (S)	2-5 D	\$9.70
DVOL-70013	MG (Mycoplasma gallisepticum) ELISA  QC This test is done externally.	0.5 mL Serum (S)	2-5 D	\$9.70
DVOL-70030	NDV+ (Newcastle Disease Virus) ELISA  QC This test is done externally.	0.5 mL Serum (S)	2-5 D	\$21.65
DVOL-70012	Reo (Avian Reovirus) ELISA  QC This test is done externally.	0.5 mL Serum (S)	2-5 D	\$21.65

OTHER SERVICES AND FEES (POULTRY)				
CODE	TEST NAME - DESCRIPTION	SAMPLE	TAT	PRICE
DVOL-40061	Pooling fees (min. 5 samples)			\$1.80
95454002	Emergency fees (RUSH)			\$23.75
95454003	Cancellation fees			\$23.75
95254001	Intermediate fees			\$38.05
	Cooler upon request			Variable
TRA-0042	QC: Shipping fees in Québec			20.00 \$

Prices are subject to change without notice.

Appendix A – Guidelines for storing and shipping samples to the laboratory ▲

The way samples are stored between collection and arrival at the laboratory is significant both to facilitate their processing and to ensure the validity of the analyses.

Below, you will find guidelines for some of the most common samples submitted to the laboratory for bacteriological or PCR testing.

Do not hesitate to contact us for more information.

Feces for bacteriological or PCR testing

- Samples must be placed in tightly sealed containers (jars or flasks with screw caps available at the laboratory if required).
- “Containers” such as plastic bags, examination gloves, Vacutainer tubes, or others must never be used.
- If the samples were obtained using swabs, it is recommended that they be placed in a solid (agar) or liquid transport medium (e.g., solid or liquid Amies medium).
- However, for samples intended for PCR testing, it is essential that the transport medium be liquid (no agar transport media!)
- Samples must be stored between 2 - 8 °C.
- They must arrive at the laboratory within 72 hours after collection.

Oral fluids for PCR testing

- Samples must be placed in tightly sealed containers (jars or flasks with screw caps available at the laboratory if required).
- “Containers” such as plastic bags, examination gloves, and Vacutainer tubes, or must never be used.
- Samples must be refrigerated as quickly and stored at 2 - 8 °C.
- They must arrive at the laboratory as soon as possible (ideally within 72 hours after collection).
- If this is not possible, it is recommended to freeze them.

Processing fluids for PCR testing

- Fluids must be first separated from testicles and tails.
- Samples must be placed in tightly sealed containers (jars or flasks with screw caps available at the laboratory if required).
- “Containers” such as plastic bags, examination gloves, Vacutainer tubes or others must never be used.
- Samples must be refrigerated as quickly as possible, and stored at 2 - 8 °C.
- They must arrive at the laboratory as soon as possible (ideally within 72 hours after collection).

Wipes for PCR testing

- The wipes must be soaked with 10 mL of saline before taking the samples
- They must be placed in tightly sealed containers.
- Ideally, it is recommended to use Ziploc plastic bags; if possible, two bags per sample.
- “Containers” such as plastic bags, examination gloves or others must NEVER be used.
- Samples must be refrigerated as quickly as possible, and stored at 2 - 8 °C.
- They must arrive at the laboratory as soon as possible (ideally within 72 hours after collection).

Nasal or tracheobronchial swabs for PCR testing

- The ends of swabs or catheters must be placed in sterile containers with 1 mL of buffered saline (PBS) and sealed.
- It is recommended to use tubes with screw caps (available at the laboratory if required).
- Samples must be refrigerated as quickly as possible, and stored at 2 - 8 °C.
- They must arrive at the laboratory as soon as possible (ideally within 72 hours after collection*).
- Note that these swabs or catheters cannot be used for bacteriological testing.

Appendix B – Aerobic or Anaerobic culture: how to choose?

We regularly receive questions about what type of culture to choose (aerobic or anaerobic?) and the samples to be submitted. The appropriate selection of samples and the type of culture is crucial for the culture to obtain a significant result.

Anaerobic germs, by definition, come from oxygen-poor, moisture-rich sites. To successfully grow these germs in the laboratory, it is essential that samples are not exposed to air and retain moisture.

The conditions in which anaerobic germs are likely to be involved must include:

- Tissue necrosis
- Deep abscesses
- Bite wounds
- Wet pleurisy
- Aspiration pneumonia
- Metritis and pyometers
- Oral diseases
- Joint diseases

Appropriate samples for researching anaerobic germs include:

- Fluids (pleural, peritoneal, joint, or cerebrospinal)
- Deep tissues (muscles, liver, etc.)
- Intestinal content

On the other hand, samples that are inappropriate for this type of research include, among others:

- Vaginal swabs
- Airway swabs and aspirations
- Skin swabs or superficial wounds
- Urine (unless taken by bladder puncture)

The following rules must apply for the collection and retention of samples for anaerobic germ research:



- **Fluids:** If they are taken by aspiration with a syringe, the air must be removed from the barrel of the syringe beforehand. The fluids must be placed in sterile tubes without additives, and the tubes must be filled entirely so as not to leave any air. The tubes must be tightly sealed. The syringe may also be sent to the laboratory after removing the needle.
- **Swabs:** Swabs must be placed in an appropriate anaerobic transport medium, such as those available at Biovet.
- In all cases, the samples must be stored at room temperature and reach the laboratory within 48 hours.

Reference

Purvis T. et Burklund A. Do I choose aerobic or anaerobic culture.
www.ksvdl.org/resources/news/diagnostic_insights/january2019/aerobic-anaerobic-culture.html

Appendix C – Antibiotic profiles (susceptibility - Kirby-Bauer)

ANTIBIOTICS	AVIAN	SWINE
Amoxicillin	•	•
Ampicillin	•	
Apramycin		•
Ceftiofur	•	•
Enrofloxacin	•	
Erythromycin	•	
Florfenicol	•	•
Gentamycin	•	
Lincomycin	•	•
Neomycin	•	•
Penicillin G (Gram+ only)	•	•
Spectinomycin	•	•
Sulbactam / Ampicillin		•
Sulphamethoxazole	•	
Sulphamethoxazole / Trimethoprim	•	•
Tetracycline	•	•
Tilmicosine		•

OTHER ANTIBIOTICS AVAILABLE		
Amikacin	Cloxacillin	Ofloxacin
Amoxicillin / clavulanic acid	Doxycyclin	Oxacillin (Staph only)
Azithromycin	Fusidic acid	Penicillin / Novobiocin
Bacitracin	Gamithromycin	Piperacillin
Cefalotin	Imipenem	Pirlimycin
Cefovecin	Kanamycin	Polymyxin B
Cefoxitin	Marbofloxacin	Pradofloxacin
Cefpodoxime	Meropenem	Rifampicin
Ceftazidime	Metronidazole	Streptomycin
Cephalexin	Moxifloxacin	Sulphafurazole / Sulfisoxazole
Cephazolin	Mupirocin	Ticarcilline (Gram - only)
Chloramphenicol	Nitrofurantoin	Tildipirosin
Ciprofloxacin	Norfloxacin	Tobramycin
Clindamycin	Novobiocin	

Appendix D – Protocol for the handling and sending of large masses of animals for veterinary analysis

Here are clear and detailed instructions on how to ensure the safety and efficiency of the process when sending mass that does not fit into standard formalin containers.

Whether you're a veterinarian or a laboratory professional, handling these samples appropriately is essential to prevent health risks and ensure accurate results.

We invite you to carefully follow the recommendations provided in this appendix for the safe and efficient handling of animal masses. If in doubt, don't hesitate to contact our technical team for further help and advice.

Protocol

1. In the smallest possible plastic container, place gauze pads or a "pee pad" and soak them with Epredia™ Formalin 10% (ready-to-use formalin). To do this, use about 100 ml, which is equivalent to a small urine collection jar.
2. Place the mass inside the prepared container and carefully wrap it in the gauze pads or the "pee pad".
3. Close the lid of the container tightly and place it in a closed plastic bag.



Please note that it is strictly forbidden to send a formaldehyde-filled "Ziploc" style bag, as this constitutes a hazard to handling and transportation. Instead, use an appropriate container and follow the instructions provided to ensure the safety of all involved. Please refer to your preservative's Material Safety Data Sheet for details.

Thank you for your commitment to the safety and quality of veterinary testing.



BIOVET[®]

A DIVISION OF ANTECH[®]